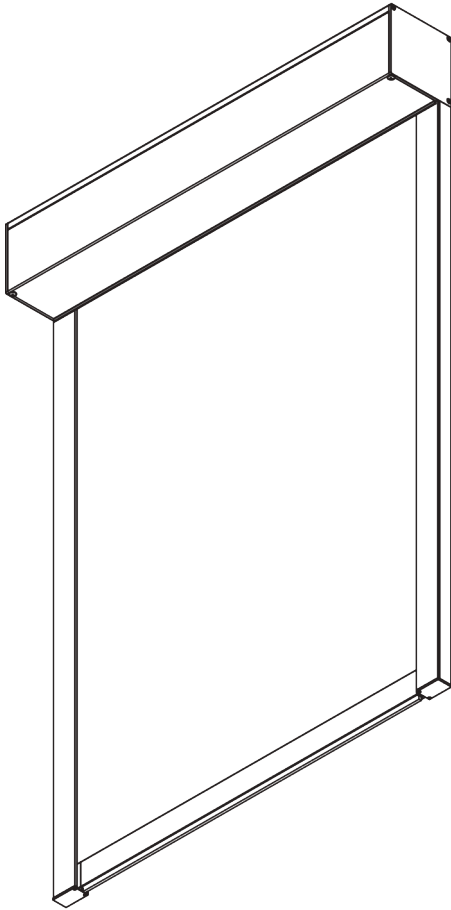



SG 4780



PRODUCT INFORMATION

- **Operation:** motorised
- **Range:** L
- **Fitting:** ceiling, wall, recess
- **Colours:** white RAL 9016 or black RAL 9005, special colours possible
- **Fabrics:** refer to Silent Gliss fabric collection

Features:

- Zip technology
- Quiet and fast motors
- Soft stop
- Various control options
- 40 mm side channel, pre-drilled fixing points

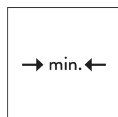
04/2024/V2

SYSTEM SPECIFICATIONS

A. SYSTEM DIMENSIONS

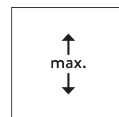


3 m

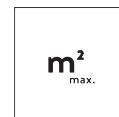


65 cm*

*see motor specification table



3 m



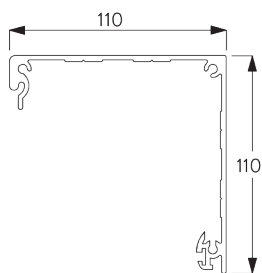
9 m²



6 kg

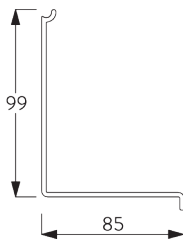
B. PROFILE

Profile information



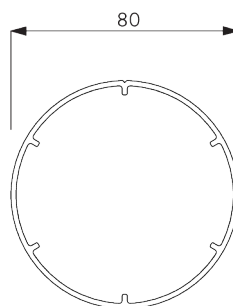
SG 10998

Box case 110 mm



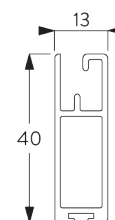
SG 10999

Box cover 110 mm



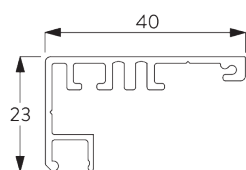
SG 11003

Tube ø 80 mm



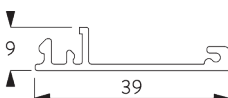
SG 10993

Bottom bar



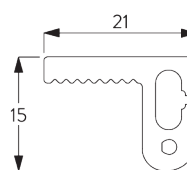
SG 11418

Side guide case



SG 11419

Side guide cover

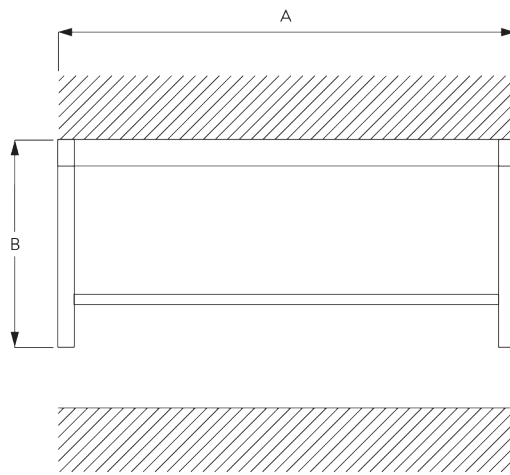


SG 11421

Zip profile

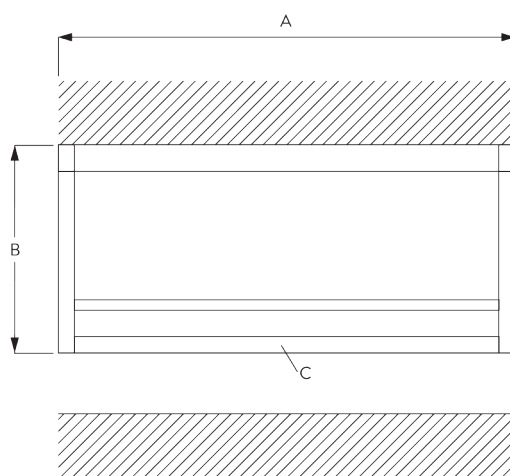
C. HOW TO MEASURE

Inside fitting



A: System width
B: System height

Face fitting



A: System width
B: System height
C: Optional: end profile (SG 11418 / SG 11419)

D. SPECIFICATION

TEXT

Silent Gliss SG 4780 Electrically Operated Dim-Out Roller Blind System with SG Smart by Silent Gliss enabled motor. For blinds up to 3m wide by 3m drop, max 9sq. m. Supplied complete and made to measure comprising aluminium headbox SG 10998-9 (110mm), side profiles SG 11418 / SG 11419 and bottom hem bar SG 10993 in white or black powder coat finish as standard. Fabric edges retained by two component zip profile SG 11421. Operation by compatible third-party home control system with full two-way communication. Powered by 24V DC supply (not supplied) or mains power. Only to be used in conjunction with associated 'Smart by Silent Gliss' Gateway and components. All wiring to be strictly in accordance with Silent Gliss wiring diagrams. Fabric to be chosen from the Silent Gliss fabric range, Price Group 1R / 2R / 3R.

Silent Gliss SG 4780 Electrically Operated Dim-Out Roller Blind System with SG Series 40 motors. For blinds up to 3m wide by 3m drop, max 9sq. m. Supplied complete and made to measure comprising aluminium headbox SG 10998-9 (110mm), side profiles SG 11418 / SG 11419 and bottom hem bar SG 10993 in white or black powder coat finish as standard. Fabric edges retained by two component zip profile SG 11421. Operation by dry contact switching either from fixed switch (not supplied) or third-party control system and/or SG Control L radio control system via integrated receiver. SG Control L components supplied at additional cost. All wiring to be strictly in accordance with Silent Gliss wiring diagrams. Fabric to be chosen from the Silent Gliss fabric range, Price Group 1R / 2R / 3R.

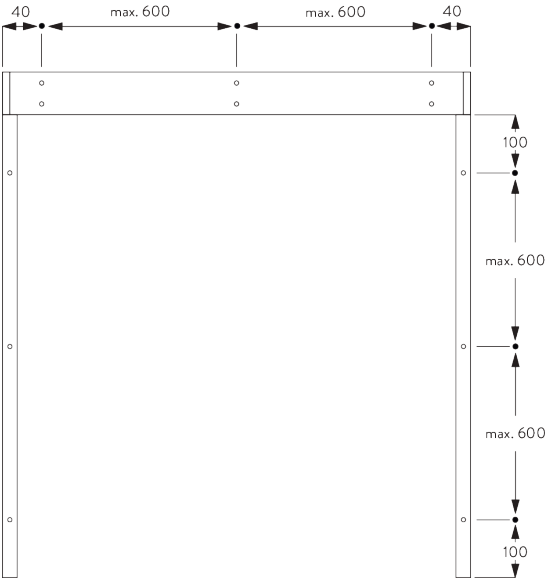
Silent Gliss SG 4780 Electrically Operated Dim-Out Roller Blind System with SG Series 20 motors. For blinds up to 3m wide by 3m drop, max 9sq. m. Supplied complete and made to measure comprising aluminium headbox SG 10998-9 (110mm), side profiles SG 11418 / SG 11419 and bottom hem bar SG 10993 in white or black powder coat finish as standard. Fabric edges retained by two component zip profile SG 11421. by mains switch (not supplied) or mains switching by third party control system or SG Control R remote control system (wireless controls at extra cost). All wiring to be strictly in accordance with Silent Gliss wiring diagrams. Fabric to be chosen from the Silent Gliss fabric range, Price Group 1R / 2R / 3R.

FITTING

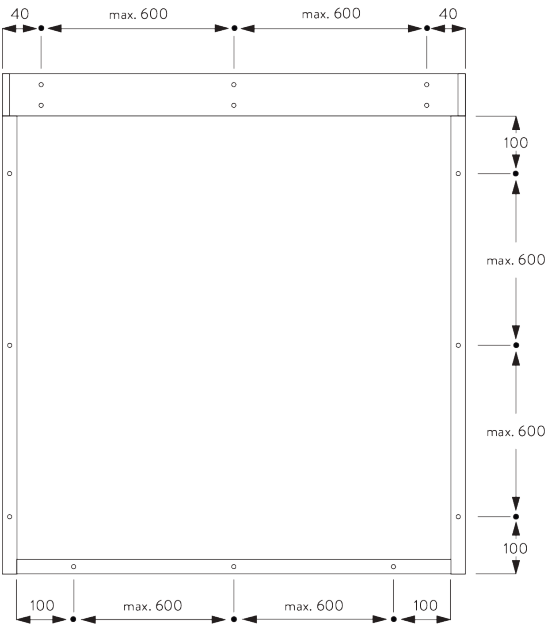
A. FITTING INFORMATION

For detailed fitting information, visit the [Silent Gliss website](#).

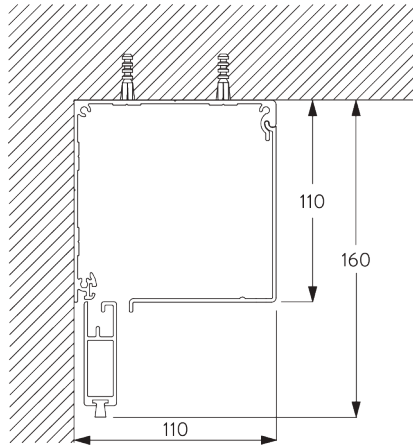
Inside fitting - fixing points



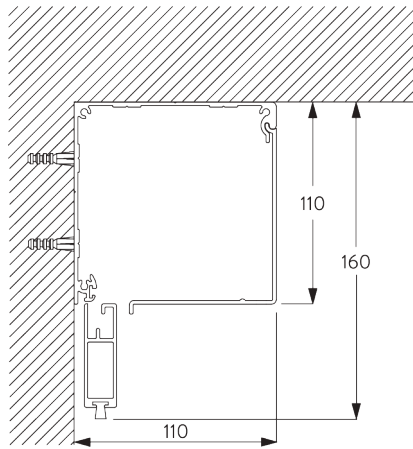
Face fitting - fixing points



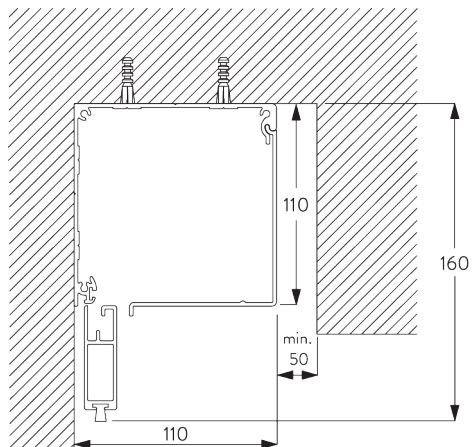
B. CEILING FITTING



C. WALL FITTING

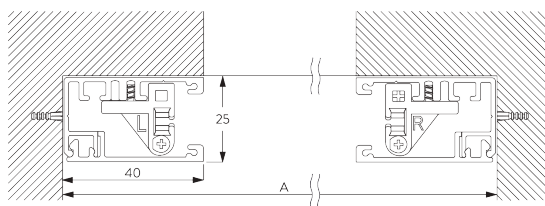


D. RECESS FITTING



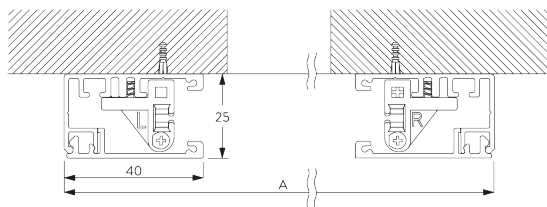
E. SIDE PROFILES
SG 11418 / SG 11419

Inside fitting



A: System width

Face fitting



A: System width

MOTORS & CONTROLS

A. MOTOR FEATURES

	50-Series	40-Series	20-Series
Motors	SG 11251	SG 11241 SG 11244	SG 10422 SG 10522

Motor Features

Motor Features	50-Series	40-Series	20-Series
Soft stop	●	●	●
Electronic end-stop	●	●	●
Electronic revolution counter (unlimited revolution)	●	●	●
Mechanical end-stop			
Mechanical revolution counter (limited revolution)			
Two intermediate positions possible		●	
Bottom bar alignment	●	●	
Noiseless stop			●
Parallel wiring possible without additional relays		●	●
Disconnectable motor cable	●	●	●
IP class	IP 30	IP 30	IP 44

Control Features

Control Features	50-Series	40-Series	20-Series
Mains power control			●
Dry contact control		●	
Dry contact and / or SG Control L control		●	
SG Control L (built-in receiver)		●	
SG Control R (external receiver required)			●
Smart by Silent Gliss	●		
Suitable for most major home automation systems (with suitable interface)		●	●

B. MOTOR SPECIFICATIONS

Motors	Min. system width	Voltage	Current	Frequency	Speed	Frequency receiver
50-Series (Smart by Silent Gliss)						
SG 11251	65 cm	24 V DC	1.5 A	n/a	32 rpm	n/a
40-Series						
SG 11241	87 cm	100-240 V AC	0.6 A	50-60 Hz	32 rpm	868 MHz
SG 11244	65 cm	24 V DC	1.5 A	n/a	32 rpm	868 MHz
20-Series						
SG 10422	65 cm	120 V AC	1.1 A	50 Hz	36 rpm	n/a
SG 10522 (standard)	65 cm	230 V AC	0.55 A	50 Hz	30 rpm	n/a

**C. OPERATING
METHODS**

See catalogue "controls" for details.

Wall Switch



System can be operated by fixed wall switch.

SG Control L



Various radio hand-held and wall transmitters available.



Silent Gliss Move App.

SG Control R



Various radio hand-held and wall transmitters available.
An external receiver is required.

Smart by Silent Gliss



Open designed two-way communication system which
allows to flawlessly integrate products with most major
building management systems.

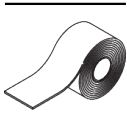
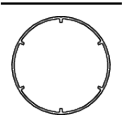
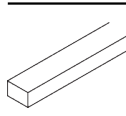
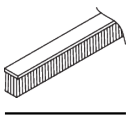
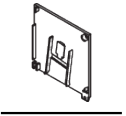
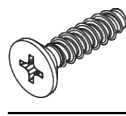
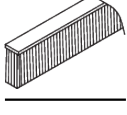
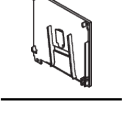
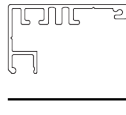
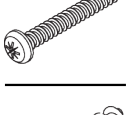
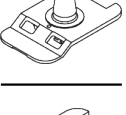
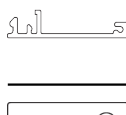
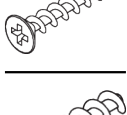
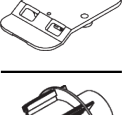
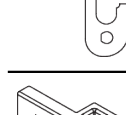
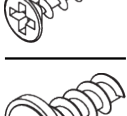
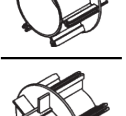
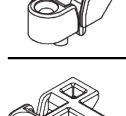
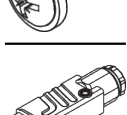
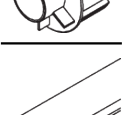
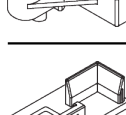
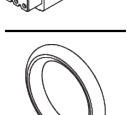
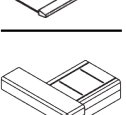
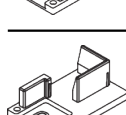
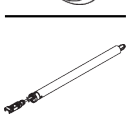
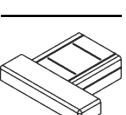

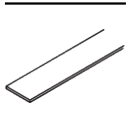
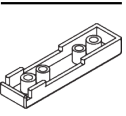
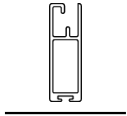
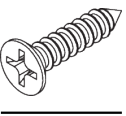
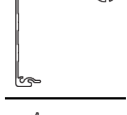
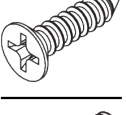




**D. WIRING
DIAGRAMS**



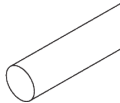
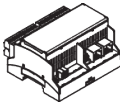
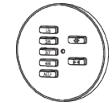



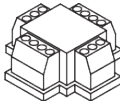
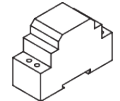
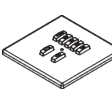
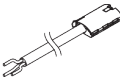



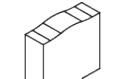
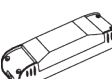

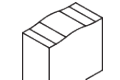





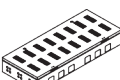










Refer to Silent Gliss website.

PARTS

A. STANDARD PARTS

	SG 4226 Double tape 30 mm		SG 11003 Tube ø 80 mm		SG 11060 Foam tape adhesive
	SG 4508 Brush 5x7 mm		SG 11008 End cover left 110 mm		SG 11324 PT Screw Countersunk KA35x14
	SG 4509 Brush 5x12 mm		SG 11009 End cover right 110 mm		SG 11418 Side guide case
	SG 6791 Pan head screw 3.9x32		SG 11011 Clip		SG 11419 Side guide cover
	SG 6933 PT Countersunk screw KA25x16		SG 11013 Clip		SG 11421 Zip profile
	SG 6936 PT Countersunk screw KA22x10		SG 11020 Tube adapter		SG 11473 Zip guide left
	SG 6942 Pan head screw KA30x8		SG 11022 Tube adapter		SG 11474 Zip guide right
	SG 9917 Hirschmann portable socket-outlet STAK 3 N		SG 11025 Zip		SG 11475 Side guide end cover left
	SG 10284 O-Ring		SG 11028 End cover left		SG 11476 Side guide end cover right
	SG 10522 Motor 230V AC, 20-Series 3/30		SG 11029 End cover right		
	SG 10668 PVC strip 10 mm		SG 11030 Cover		
	SG 10993 Bottom bar		SG 11034 Countersunk head screw 3.5x16		
	SG 10998 Box case 110 mm		SG 11035 Countersunk head screw 2.2x9.5		
	SG 10999 Box cover 110 mm		SG 11059 Pan head screw with flange M4x12		

B. OPTIONAL PARTS

	SG 4951 Bottom weight ø 8 mm		SG 11261 Gateway KNX		SG 20336 Hand held transmitter 8 channel
	SG 9916 Hirschmann plug set		SG 11262 Expansion unit		SG 20913 Wall switch single channel
	SG 9959 Central control unit relay		SG 11263 Power supply 24V DC, 2.5A DIN Rail		SG 20914 Wall switch 8 channel
	SG 10293 Cable 230V AC, 2/3/5/10 m		SG 11264 Power supply 24V DC, 3.8A DIN Rail		SG 20917 Pattress box
	SG 10300 Radio hand held 1 channel		SG 11265 Power supply 24V DC, 5A DIN Rail		SG 20919 Control module motor type R
	SG 10302 Radio hand held 5+1 channel		SG 11266 Power supply 24V DC, 10A DIN Rail		
	SG 10303 Radio hand held 10+2+1 channel		SG 11281 Cabinet for 8 systems		
	SG 10422 Tubular motor 120V AC, 20 Series 3/36, UL		SG 11282 Cabinet for 24 systems		
	SG 10804 Radio hand held 15+5+1 channel		SG 11283 Cabinet for 56 systems		
	SG 10851 2 m cable UL certified incl. plug only for USA		SG 11319 Plug 4-pin, MC 1.5/4-ST-3.81		
	SG 11241 Tubular motor 100-240V AC, 40-Series 3/32, radio receiver		SG 11362 Motor drive 10/20 Series		
	SG 11244 Tubular motor 24V DC, 40 Series 3/32, radio receiver		SG 11364 Motor drive 40/50-Series		
	SG 11251 Motor 24V DC, 50-Series 3/32		SG 11480 Radio wall transmitter 1 channel		
	SG 11260 Gateway Cedia		SG 11490 Radio wall transmitter 5+1 channel		

