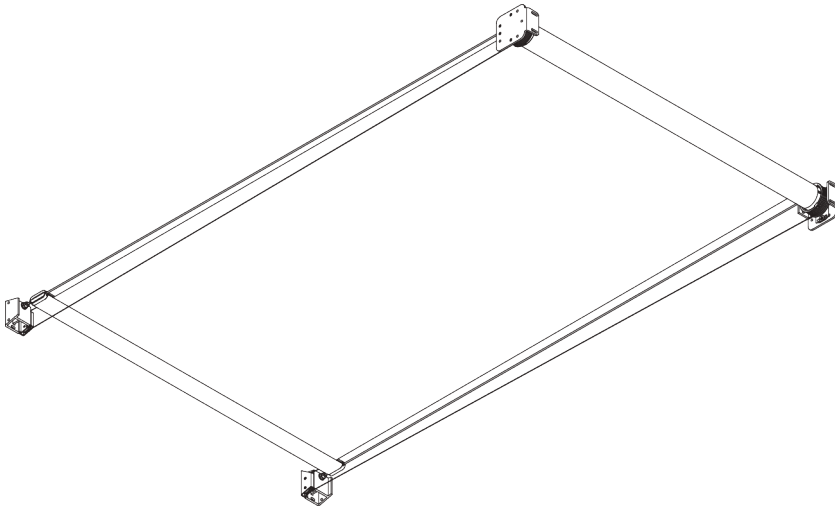


# SG 8600

---



## PRODUCT INFORMATION

- **Operation:** motorised
- **Range:** M - L
- **Fitting:** ceiling, wall
- **Colours:** white RAL 9016; special colours or anodised aluminum possible
- **Fabrics:** refer to Silent Gliss fabric collection

### **Features:**

- Tensioned roller blind
- Various control options
- Any angle

# SYSTEM SPECIFICATIONS

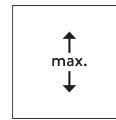
## A. SYSTEM DIMENSIONS



4 m



M: 87 cm  
L: 108 cm



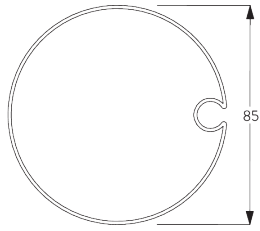
M: 3 m  
L: 6.5 m



18 m<sup>2</sup>

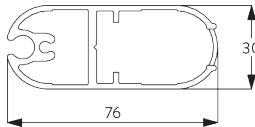
## B. PROFILE

### Profile information



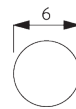
SG 8601

Tube ø 85 mm



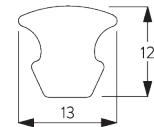
SG 8602

Bottom bar



SG 8618

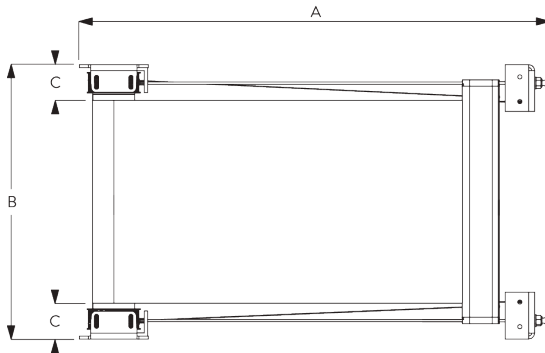
Fabric rod ø 6 mm



SG 8626

Cover strip

## C. HOW TO MEASURE



A: System length

B: System width

C: Light gap: 75 mm

Pulling force per bracket: approx. 100 kg

## D. SPECIFICATION TEXT

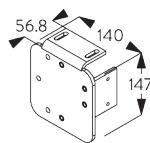
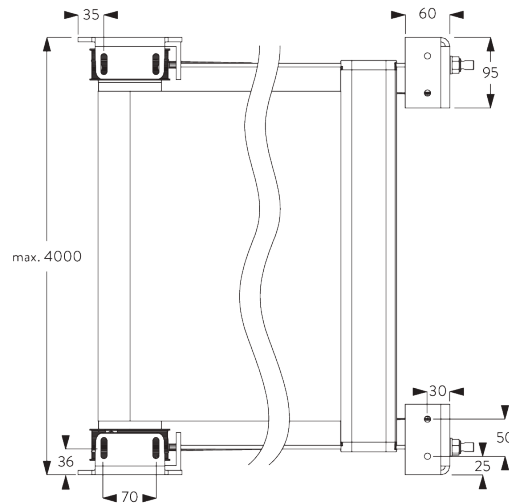
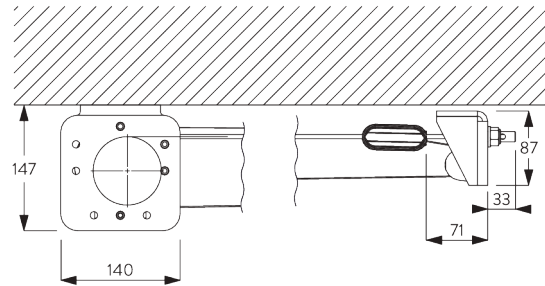
**Silent Gliss SG 8600 Electrically Operated Tensioned Roller Blind System.** Supplied made to measure and complete comprising (key components) aluminium barrel SG 8601, motor SG 8605, tension wire SG 8619, spring set SG 8603 / SG 8605, hem bar profile SG 8602, ceiling fit brackets set SG 8606-8607-8608-8609 / wall fit bracket set SG 8611-8612-8613. Can be controlled by fixed switch / third party control system subject to suitable interface by others / SG Control L / SG Control R radio control systems via external receiver. All radio control components supplied at additional cost. All wiring to be strictly in accordance with Silent Gliss wiring diagrams. Fabric to be chosen from the Silent Gliss fabric range, Price Group 1 / price group 2.

# FITTING

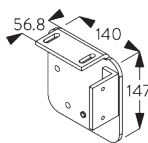
## A. FITTING INFORMATION

For detailed fitting information, visit the Silent Gliss website.

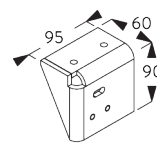
## B. CEILING FITTING



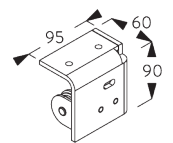
**SG 8606**  
Roller bracket ceiling left



**SG 8607**  
Roller bracket ceiling right

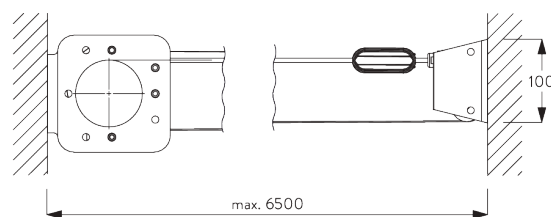


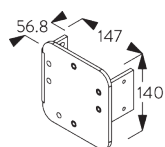
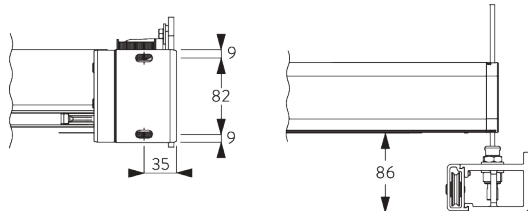
**SG 8608**  
Pulley bracket ceiling left



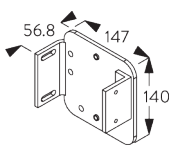
**SG 8609**  
Pulley bracket ceiling right

## C. WALL FITTING

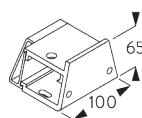




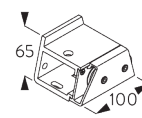
**SG 8611**  
Roller bracket wall left



**SG 8612**  
Roller bracket wall right



**SG 8621**  
Pulley bracket side/back left



**SG 8622**  
Pulley bracket side/back right

# MOTORS & CONTROLS

## A. MOTOR FEATURES

Motors	SG 8605	SG 8627
<b>Motor Features</b>		
Mechanical end-stop	●	●
Mechanical revolution counter (limited revolution)	●	●
IP class	IP 44	IP 44
<b>Control Features</b>		
Mains power control	●	●
SG Control L (external receiver required)	●	●
SG Control R (external receiver required)	●	●
Suitable for most major home automation systems (with suitable interface)	●	●

## B. MOTOR SPECIFICATIONS

Motors	Voltage	Current	Frequency	Speed
SG 8605	230 V AC	0.65 A	50 Hz	17 rpm
SG 8627	120 V AC	1.1 A	60 Hz	18 rpm

## C. OPERATING METHODS

See catalogue "controls" for details.

Wall Switch



System can be operated by fixed wall switch.

**SG Control L**



*Various radio hand-held and wall transmitters available.  
An external receiver is required.*



*Silent Gliss Move App.*

**SG Control R**



*Various radio hand-held and wall transmitters available.  
An external receiver is required.*

**D. WIRING**  
**DIAGRAMS**



*Refer to Silent Gliss website.*

# PARTS

## A. STANDARD PARTS



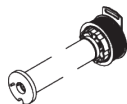
**SG 8601**

Tube ø 85 mm



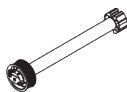
**SG 8602**

Bottom bar



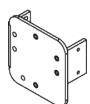
**SG 8604**

Spring long



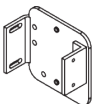
**SG 8605**

Motor 230V AC, 17/15



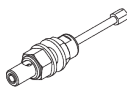
**SG 8611**

Roller bracket wall left



**SG 8612**

Roller bracket wall right



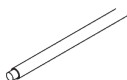
**SG 8616**

Wire guide set



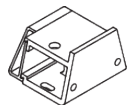
**SG 8618**

Fabric rod ø 6 mm



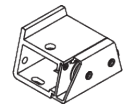
**SG 8619**

Tension wire ø 1.5 mm



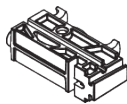
**SG 8621**

Pulley bracket side/back left



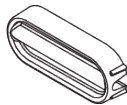
**SG 8622**

Pulley bracket side/back right



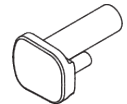
**SG 8623**

Bottom bar pulley



**SG 8624**

End cover




**SG 8625**

Fabric spacer



**SG 8626**

Cover strip



**SG 9916**


Hirschmann plug set

## B. OPTIONAL PARTS



**SG 5736**

Relay socket



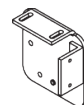
**SG 8603**

Spring short



**SG 8606**

Roller bracket ceiling left



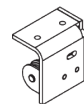
**SG 8607**

Roller bracket ceiling right



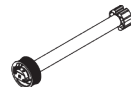
**SG 8608**

Pulley bracket ceiling left



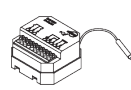
**SG 8609**

Pulley bracket ceiling right



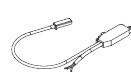
**SG 8627**

Motor 120V AC, 18/15



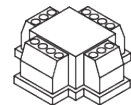
**SG 9068**

Radio receiver Revio



**SG 9945**

Radio receiver 1 channel



**SG 9959**

Central control unit relay



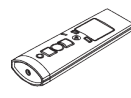
**SG 10300**

Radio hand held 1 channel



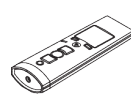
**SG 10302**

Radio hand held 5+1 channel



**SG 10303**

Radio hand held 10+2+1 channel



**SG 10804**

Radio hand held 15+5+1 channel



---

**SG 11480**  
*Radio wall transmitter 1 channel*

---



---

**SG 11490**  
*Radio wall transmitter 5+1 channel*

---



---

**SG 20336**  
*Hand held transmitter 8 channel*

---



---

**SG 20913**  
*Wall switch single channel*

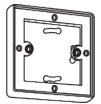
---



---

**SG 20914**  
*Wall switch 8 channel*

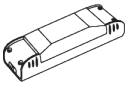
---



---

**SG 20917**  
*Pattress box*

---



---

**SG 20919**  
*Control module motor type R*

---

