SG 2950



PRODUCT INFORMATION

- ***Operation:*** *motorised*
- ***Range:*** *S - L*
- ***Fitting:*** *ceiling, wall, recess*
- ***Colours:*** *white RAL 9016 or anodised aluminum, special colours possible*
- ***Fabrics:*** *refer to Silent Gliss fabric collection*

Features:

- *Optimised light control*
- *Various control options*
- *Sloping applications*
- *Louvre width: 127 mm (standard), 89 mm*
- *Vertical Waves*
- *Bendable*

07/2024/V1

SilentGliss

SYSTEM SPECIFICATIONS

A. SYSTEM DIMENSIONS

← max. →	→ min. ←	max. ↕	kg max.
6 m	*Single Stack: 50 cm* *Pair stack: 1.1 m*	*4 m*	*600 g per louvre*

Max. system widths

	mm	← max. →
	127 mm 89 mm	6 m 6 m
	127 mm 89 mm	6 m 6 m
	127 mm 89 mm	6 m 5 m
	127 mm 89 mm	5 m 5 m
	127 mm 89 mm	6 m 5 m
	127 mm 89 mm	5 m 4.5m

Stack sizes

mm		← max. →										
		100	150	200	250	300	350	400	450	500	550	600
127 mm		27 21	35 25	42 28	50 32	57 36	65 39	72 43	80 47	87 50	95 54	101 58
89 mm		29 20	40 25	50 30	60 35	69 39	80 45	89 50	100 56	110 60	120 65	129 69

(cm)

B. PROFILE

Profile and bending information

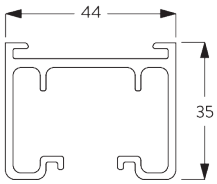

SG 2901

Profile

Radius:
>50 cm

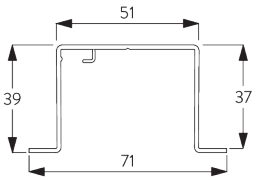

SG 2932

Recess profile

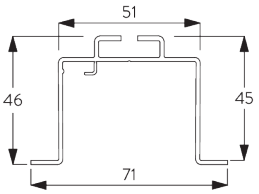

SG 2948

Recess profile

C. HOW TO MEASURE

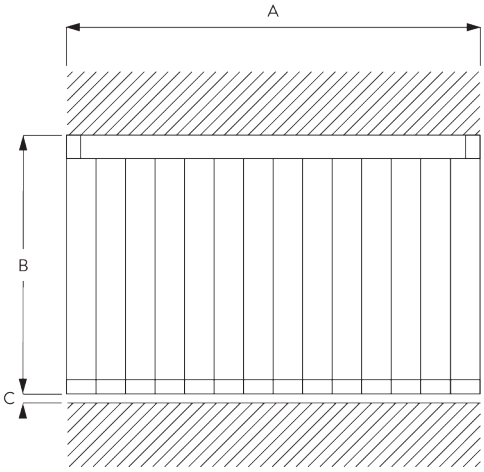

A: System width
B: System height
C: Distance between floor and fabric

Light gap

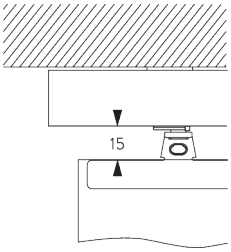

D. SPECIFICATION TEXT

Silent Gliss SG 2950 Electrically Operated Vertical Blind System. *Comprises aluminium profile SG 2901 supplied made to measure powder coated white or silver anodised. Assembled with motor SG 9090 / SG 9091, internal drive belt SG 2912 complete with rotation elements to suit louvre width 127mm SG 2916 / 89mm SG 2918. Top fixed with clamp SG 3033 at max 300mm centres + 1. Wall fixed with clamp SG 3033 in conjunction with SG Universal Smart Fix brackets SG 11154-11156 at 300mm centres + 1. Recess fixed option with recess profile SG 2932 and wedge SG 2941. Operation by dry contact switching / Silent Gliss radio control systems SG Control L / SG Control R. Fabric supplied from Silent Gliss fabric range.*

FITTING

A. FITTING INFORMATION

For detailed fitting information, visit the Silent Gliss website.

Fixing points

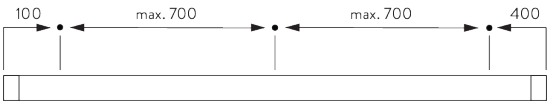

B. CEILING FITTING

Clamp SG 3033

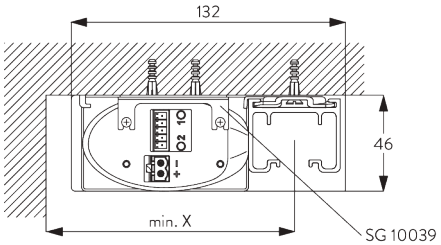

Min. wall distance louvres	*X mm*
89 mm	*120*
127 mm	*120*
Vertical Waves 89 mm	*115*
Vertical Waves 125 mm	*140*

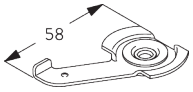

SG 3033
Clamp

C. WALL FITTING

Smart Fix

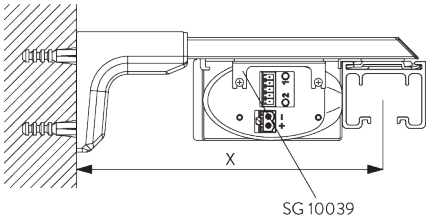

Universal Smart Fix SG 11156 and clamp SG 3033 / SG 3044
Screw SG 11158 (M4x12) needed.

Smart Fix	*X mm*
SG 11156	*182-210*
Min. wall distance louvres	
89 mm	*150*
127 mm	*150*
Vertical Waves 89 mm	*115*
Vertical Waves 125 mm	*140*

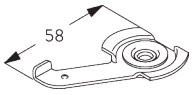

SG 3033
Clamp

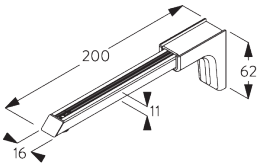

SG 11156
Universal Smart Fix 200 mm

SG 11158
Countersunk head screw M4x12

D. RECESS FITTING

Recess profile SG 2932

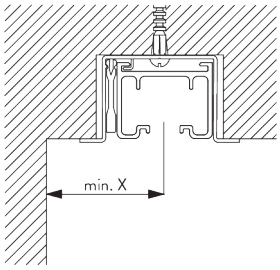

Min. wall distance louvres	*X mm*
89 mm	*65*
127 mm	*85*
Vertical Waves 89 mm	*115*
Vertical Waves 125 mm	*140*

Recess profile SG 2932 can not be bent!
Larger recess for motor is necessary!
One wedge SG 2941 per fixing point.
For detailed recess fitting, visit the Silent Gliss website.

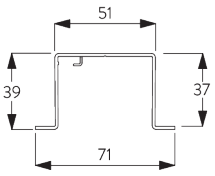

SG 2932
Recess profile

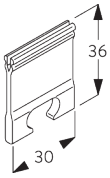

SG 2941
Wedge

Suspended ceiling with recess profile SG 2948 / hanger SG 6268

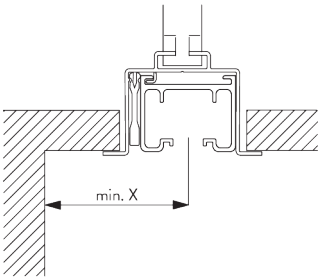

Min. wall distance louvres	*X mm*
89 mm	*65*
127 mm	*85*
Vertical Waves 89 mm	*115*
Vertical Waves 125 mm	*140*

Recess profile SG 2948 can not be bent!
Larger recess for motor is necessary!
One wedge SG 2941 per fixing point.
For detailed recess fitting, visit the Silent Gliss website.

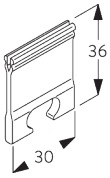

SG 2941
Wedge

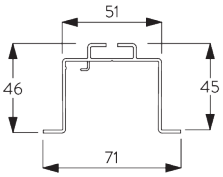

SG 2948
Recess profile

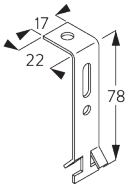

SG 6268
Hanger

SYSTEM OPTIONS

A. VERTICAL WAVES

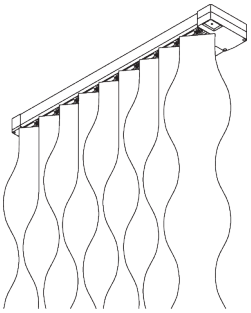

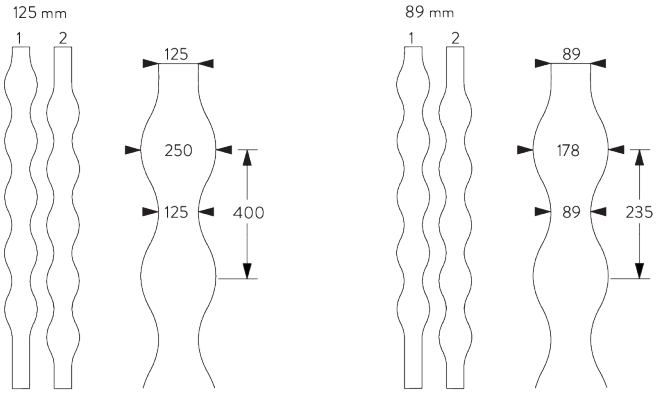

3D Vertical Waves only applicable with 125 mm louvres.

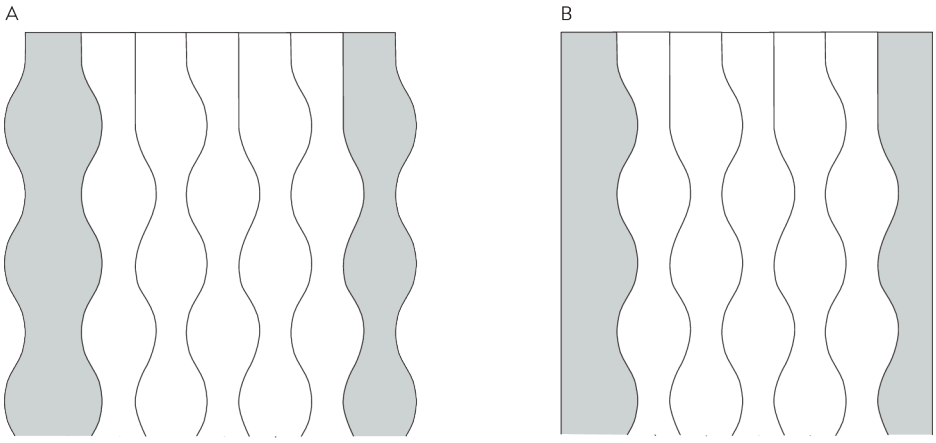

Wall ending

A: Wavy edge

B: Straight edge

B. SLOPING WINDOWS

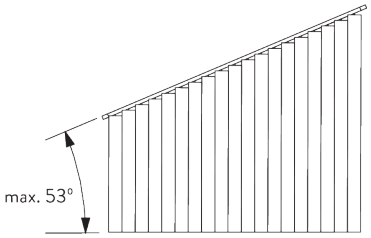

Maximum slope depends on louvre widths:

- *45° with 127 mm louvres*
- *53° with 89 mm louvres*

Not suitable with system option Vertical Waves.
Both the stack and the motor need to be at the top of the slope.

C. STACKING VARIATIONS

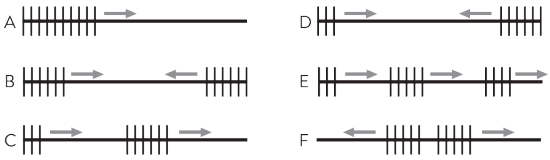

A: Single stack in one direction
B: Pair stack in two directions symmetrical
C: Pair stack in one direction asymmetrical
D: Pair stack in two directions asymmetrical
E: Multiple stacking in one direction symmetrical or assymmetrical
F: Centre stack

MOTORS & CONTROLS

A. MOTOR FEATURES

Motors	SG 9090	SG 9091
Motor Features		
Soft start / stop	●	●
Built-in receiver		●
Electronic end-stop	●	●
Electronic revolution counter (unlimited revolution)	●	●
IP class	IP 40	IP 40
Control Features		
Dry contact control	●	●
Dry contact and / or SG Control L		●
Dry contact and / or SG Control R		●
SG Control L (built-in receiver)		●
SG Control R (built-in receiver)		●
Suitable for most major home automation systems (with suitable interface)	●	●

B. MOTOR SPECIFICATIONS

Motors	Voltage	Current	System speed / sec	Frequency receiver
SG 9090	24 V DC	1.8 A	10 cm / sec	n/a
SG 9091	24 V DC	1.8 A	10 cm / sec	433/868/915 MHz

C. MOTOR DIMENSIONS

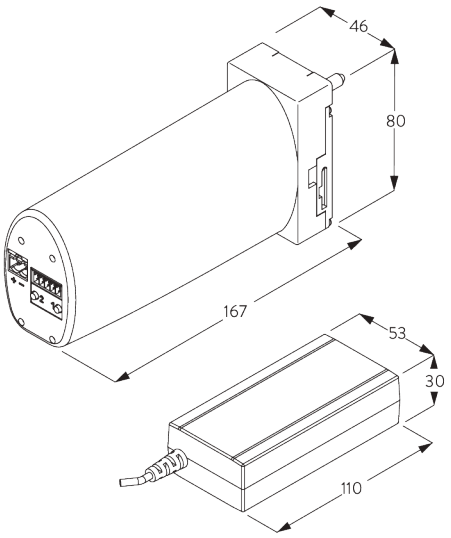

Motors SG 9090 / SG 9091 DC (24 V)

Power supply SG 11425 needed to operate the motors.

D. OPERATING METHODS

See catalogue "controls" for details.

Wall Switch

System can be operated by fixed wall switch.

SG Control L

Various radio hand-held and wall transmitters available.

Silent Gliss Move App.

SG Control R

Various radio hand-held and wall transmitters available.

E. WIRING DIAGRAMS

Refer to Silent Gliss website.

PARTS

A. STANDARD PARTS

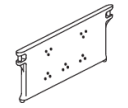

SG 2471
Bottom weight 127 mm

SG 2479
Bottom link 127 mm

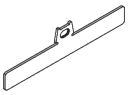

SG 2605
Top clip 127 mm

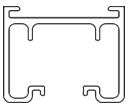

SG 2901
Profile

SG 2912
Toothed chain

SG 2916
Rotation element set 127 mm / 5"

SG 2917
Rotation element set 100 mm / 4"

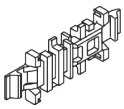

SG 2925
Chain connector

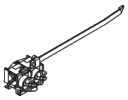

SG 2927
Pilot runner

SG 2949
End stop

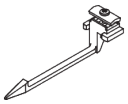

SG 2982
End stop

SG 3033
Clamp

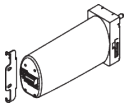

SG 9090
Motor 24V DC

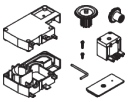

SG 9119
Gear drive set

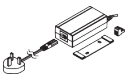

SG 11425
Power supply 24V / 2A including cable with UK plug

B. OPTIONAL PARTS

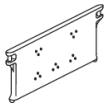

SG 2473
Bottom weight 89 mm

SG 2481
Bottom link 89 mm

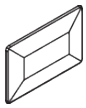

SG 2671
Bottom weight 89 mm

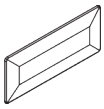

SG 2672
Bottom weight 127 mm

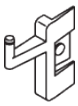

SG 2735
Holder

SG 2775
Sloping window distance part

SG 2776
Sloping window distance part

SG 2793
Sloping window distance part

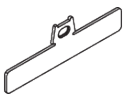

SG 2813
Top clip 89 mm

SG 2849
Louvre clip

SG 2918
Rotation element set 89 mm / 3.5"

SG 2919
Rotation element set 80 mm / 3"

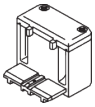

SG 2930
Guide return

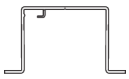

SG 2932
Recess profile

SG 2937

Safety device

SG 2941

Wedge

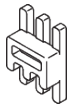

SG 2944

Limit stop

SG 2945

Limit stop

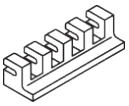

SG 2946

Limit stop

SG 2948

Recess profile



SG 2962

Connection bridge

SG 2966

Spacer

SG 2967

Spacer

SG 2968

Spacer

SG 2969

Spacer

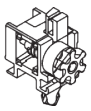

SG 2971

Rotation element sloping window

SG 2972

Spacer

SG 2973

Spacer

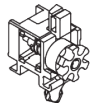

SG 2975

Pilot runner sloping window

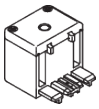

SG 2977

Guide return

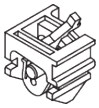

SG 2979

Brake sloping window

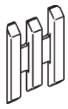

SG 2989

Connector

SG 6268

Hanger

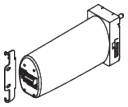

SG 9091

Motor 24V DC, radio receiver

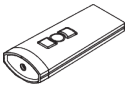

SG 10300

Radio hand held 1 channel

SG 10302

Radio hand held 5+1 channel

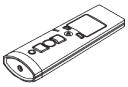

SG 10303

Radio hand held 10+2+1 channel

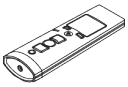

SG 10804

Radio hand held 15+5+1 channel

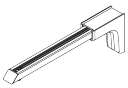

SG 11156

Universal Smart Fix 200 mm

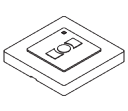

SG 11480

Radio wall transmitter 1 channel

SG 11490

Radio wall transmitter 5+1 channel

SG 20336

Hand held transmitter 8 channel

SG 20913

Wall switch single channel

SG 20914

Wall switch 8 channel



SG 20917

Pattress box